

LDAP Filters and Searching LDAP Directories

1 Background:

A *grammar* is a notation that defines the *syntax* of a computer language. You have already seen an example of a grammar on slides 22 and 23 of [Lecture8](#) (about Interaction Diagrams) in your OOT notes, defining the rules for the message label syntax of collaboration diagrams.*

Today we look at the syntax of LDAP *filters*, a simple *standard* language used in defining searches of an LDAP directory. It corresponds loosely to the SQL `SELECT` statement, except that it is very standardised. We start by looking at a grammar that defines the syntax of LDAP filters.

1.1 A Grammar that Defines the Syntax of LDAP Filters

The rules for the grammar are given in RFC 822. You can find this RFC (and the others) at <http://www.faqs.org/rfcs/rfc822.html>. Let me summarise the description of the grammar from the RFC for you.

- a *rule* is given by a name such as `filter`, `filtercomp`,... Eventually a rule is further defined until it consists of `literal` values, and values such as `AttributeDescription` or `AttributeValue`, both defined in RFC 2251.
- a *literal value* is put in double quotes, such as `"(", ")", "=", ">=", "*"`... below. A literal value is simply typed into the filter just the way it is written; from this, we see that every `filter` is always enclosed in parentheses (see the examples in section 1.2 on page 3).
- *alternatives* are separated by a slash `"/`. For example, the rule:

```
item      = simple / present / substring / extensible
```

means that an `item` is either defined by the rule for `simple`, or for `present`, or for `substring`, or for the rule defining `extensible`.

- An *optional* item is in square brackets, such as in the rule

```
substring = attr "=" [initial] any [final]
```

where `initial` and `final` are optional.

- *grouping* is defined by enclosing the elements in parentheses, so that they are treated as a single element. So `"elem (foo / bar) elem"` can match `"elem foo elem"` and `"elem bar elem."` See the definition of the rule `any` below for another example.

*Please stop telling me you have never seen a grammar before!

- *repetition* is defined with a “*” appearing before a rule. For example,

```
*filter
```

means “zero or more repetitions of a *filter*.” A number in front of the star is a minimum number of repetitions, so

```
1*filter
```

means “one or more repetitions of *filter*.”

Let us look at the definition of *any*:

```
any      = "*" *(value "*")
```

This means that to type in part of an LDAP filter that is defined by *any*, we type:

- a literal star, i.e., * (in other words, we type `(Shift-8)`)
- Next we type zero or more repetitions of:
 - a legal attribute value, followed immediately by
 - a star * (in other words, we type `(Shift-8)`)

The following lines contain text that matches this definition of *any*:

```
*
*1*
*this*
*this*that*
*1*2*3*4*5*6*7*8*9*10*11*12*13*14*
```

Note that an `AttributeValue` cannot be empty, or contain an unquoted star *.

An important thing to understand is that a grammar only defines the *syntax*, not the meaning of a computer language.

Now let us look at the complete grammar itself.

From `/usr/share/doc/openldap-2.0.27/rfc/rfc2254.txt`;

```
filter      = "(" filtercomp ")"
filtercomp  = and / or / not / item
and         = "&" filterlist
or         = "|" filterlist
not        = "!" filter
filterlist  = 1*filter
item       = simple / present / substring / extensible
simple      = attr filtertype value
filtertype = equal / approx / greater / less
equal      = "="
approx     = "~="
greater    = ">="
less       = "<="
extensible = attr [":dn"] [":" matchingrule] ":@" value
           / [":dn"] [":" matchingrule] ":@" value
```

```
present      = attr "=*"
substring    = attr "=" [initial] any [final]
initial      = value
any          = "*" *(value "*")
final       = value
attr        = AttributeDescription from Section 4.1.5 of [1]
matchingrule = MatchingRuleId from Section 4.1.9 of [1]
value       = AttributeValue from Section 4.1.6 of [1]
```

The reference marked “[1]” is rfc2251.

1.2 Examples of LDAP Filters

Here are some examples of LDAP filters from rfc2254.txt:

```
(cn=Babs Jensen)
(!(cn=Tim Howes))
(&(objectClass=Person)(|(sn=Jensen)(cn=Babs J*)))
(o=univ*of*mich*)
```

1.3 Using ldapsearch

Here is an example of using ldapsearch to search our LDAP server, shown in the lecture:

```
ldapsearch -x '(|(acType=STF)(&(year=3)(course=41300)(classcode=W)))' cn
```

Here are two examples of searching the VTC LDAP server, from the lecture:

```
ldapsearch -x -h ldap.vtc.edu.hk -b "ou=ICT,ou=TY,o=ftstudent,dc=vtc.edu.hk" \
'|(acType=STF)(&(year=3)(course=41300)(classcode=W))' uid
```

and

```
ldapsearch -x -h ldap.vtc.edu.hk -b "ou=ICT,ou=TY,o=staff,dc=vtc.edu.hk" \
'|(acType=STF)(&(year=3)(course=41300)(classcode=W))' cn
```

Some points about ldapsearch:

1. You need to use simple authentication with our server. It will not work unless you use the option “-x”.
2. The default host and base for the LDAP server are set in the file /etc/openldap/ldap.conf. They will be set to

```
BASE dc=tyict,dc=vtc,dc=edu,dc=hk
HOST ldap.tyict.vtc.edu.hk
```

if you configured your machine correctly with authconfig when you installed Linux.

3. To choose another LDAP server, such as the VTC LDAP server, use the “-h *hostname*” option, where *hostname* is the hostname of the LDAP server.
4. To choose a different base DN, use the “-b “*base-distinguished-name*”” option. Quote the DN, otherwise the shell will interpret the “=” signs.

- You can authenticate to the LDAP server with a *bind* operation. To authenticate as yourself using `ldapsearch`, use the options `-D 'uid=your-user-id,ou=People,dc=tyict,dc=vtc,dc=edu,dc=hk' -W`

The `-W` option causes you to be prompted for your password. You need to bind and search at the same time!

1.4 LDAP URLs

The grammar for an LDAP URL is defined by RFC 2255. An LDAP URL has the form:

`ldap://host[:port]/base?attr?scope?filter`

Here is a (partial) grammar:

```
ldapurl    = ldap://" [hostport] ["/"
              [dn ["?" [attributes] ["?" [scope]
                  ["?" [filter] ["?" extensions]]]]]]
```

Examples:

`ldap://ictlab/ou=People,dc=tyict,dc=vtc,dc=edu,dc=hk?uid?one?(uid=nicku)`

1.5 About LDIF

LDIF is the format of text data used to read and write an LDAP server. LDIF has a simple format that you can see as the result of any LDAP search.

The name of each attribute starts a line (no spaces before the attribute name), and is followed by a colon ‘:’ and a single space, then its value. If the value is too long to conveniently fit on one line, it can be “folded” onto more than one line. After a line break, the folded line continues with exactly one space before the continued line.

If the entry contains leading spaces, or any other special characters (for example if it is a photo), then it can be encoded with BASE64 encoding. On a Linux system, you can decode such text by running the program `mimencode -u`, and then you can copy and paste the encoded text as input to `mimencode -u`.

2 Procedure

- Which of the following text from parts of LDAP filters match the definition of any



from the grammar for LDAP filters?




If you put the string “o=” in front of each, which ones match the definition of



substring?

- (a) *John
- (b) John*
- (c) *John*
- (d) this*is**John*
- (e) *is*this*John*
- (f) *How*about*this*one*here*


2. For each of the following filters, if you remove the external parentheses, indicate what term in the grammar the result matches, for example, `simple`, `present`, `substring`,...


-  (a) `(!(cn=nicku))`
-  (b) `(cn=Nick*)`
-  (c) `(cn=*)`

3. (a) Write a filter that shows the LDAP entry for your account on `ldap.tyict.vtc.edu.hk`. Test it using `ldapsearch`.




(b) Now repeat the search, but *bind* to your account using the options `-D <yourDN> -W`. Use `diff` to compare the results. Is there any difference in

 the attributes returned?

 If so, explain why.


4. Write a filter to select all students in your class.




Test it using `ldapsearch`; display only the names of the students.




5. Write a filter to select all students in year 2 of the ICT Department.



 Count the number of students that is returned.

6. Determine the number of entries at the one level immediately below the base level of the LDAP server `ldap.tyict.vtc.edu.hk`. In other words, all entries *immediately* below the DN `dc=tyict, dc=vtc, dc=edu, dc=hk`.



Determine the DN of your entry in both servers, in our server `ldap.tyict.vtc.edu`

 `.hk`:

 and in `ldap.vtc.edu.hk`:

 Is the structure of the directory hierarchical or flat? .

Compare this with the VTC LDAP server, `ldap.vtc.edu.hk`, looking under the base `dc=vtc.edu.hk`. Is the VTC LDAP server hierarchical or flat in structure?